

Town of Pepperell FY 2012 Budget

Our Financial Challenges

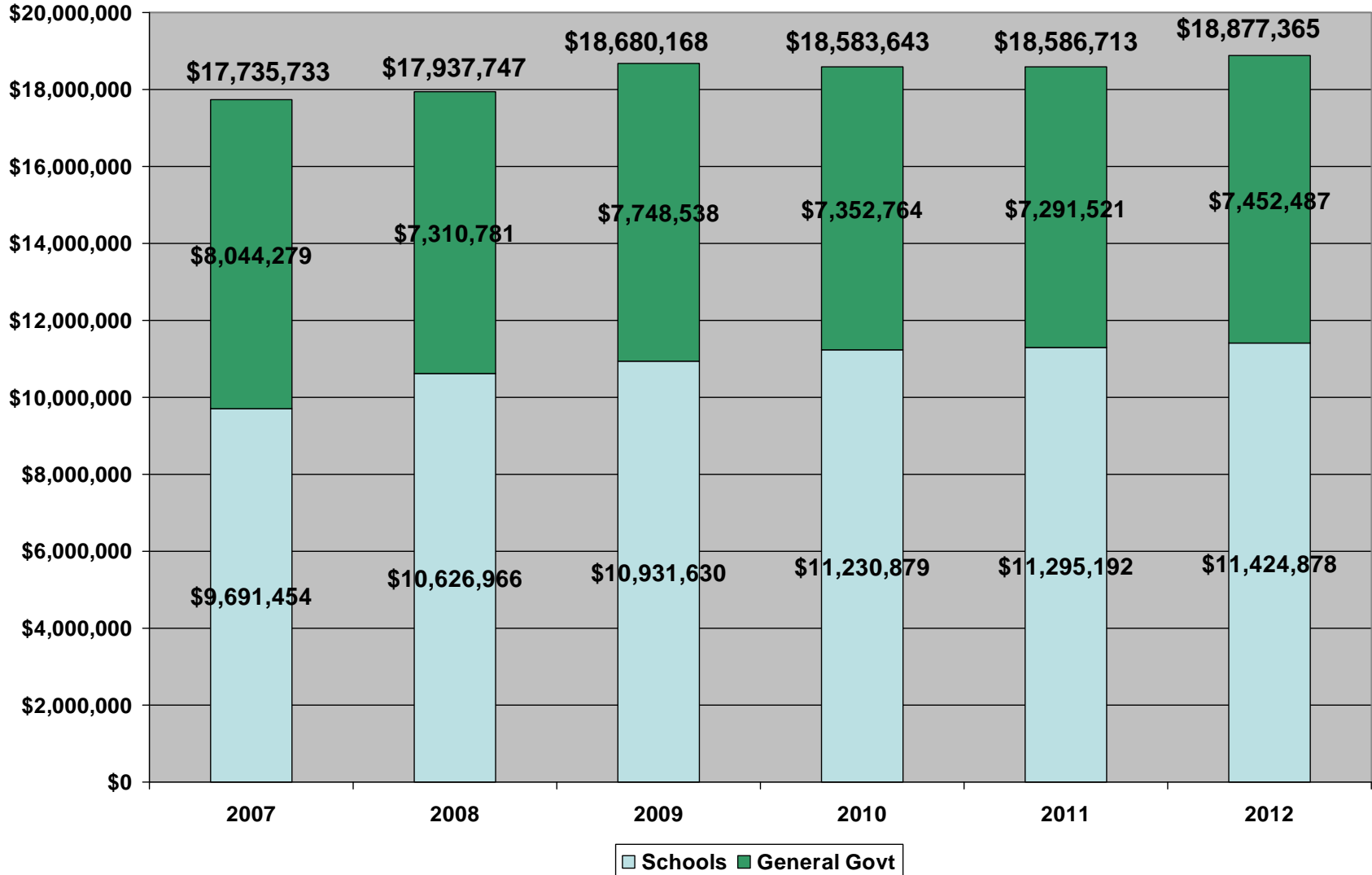
- Containing costs while maintaining effective levels of municipal services
- Balancing a budget with decreasing state revenues
- Managing reserve accounts – controlling the depletion of our savings.

General Fund Operating Budgets

*Since FY2009 the total operating budget has increased by a total of only 1.05%

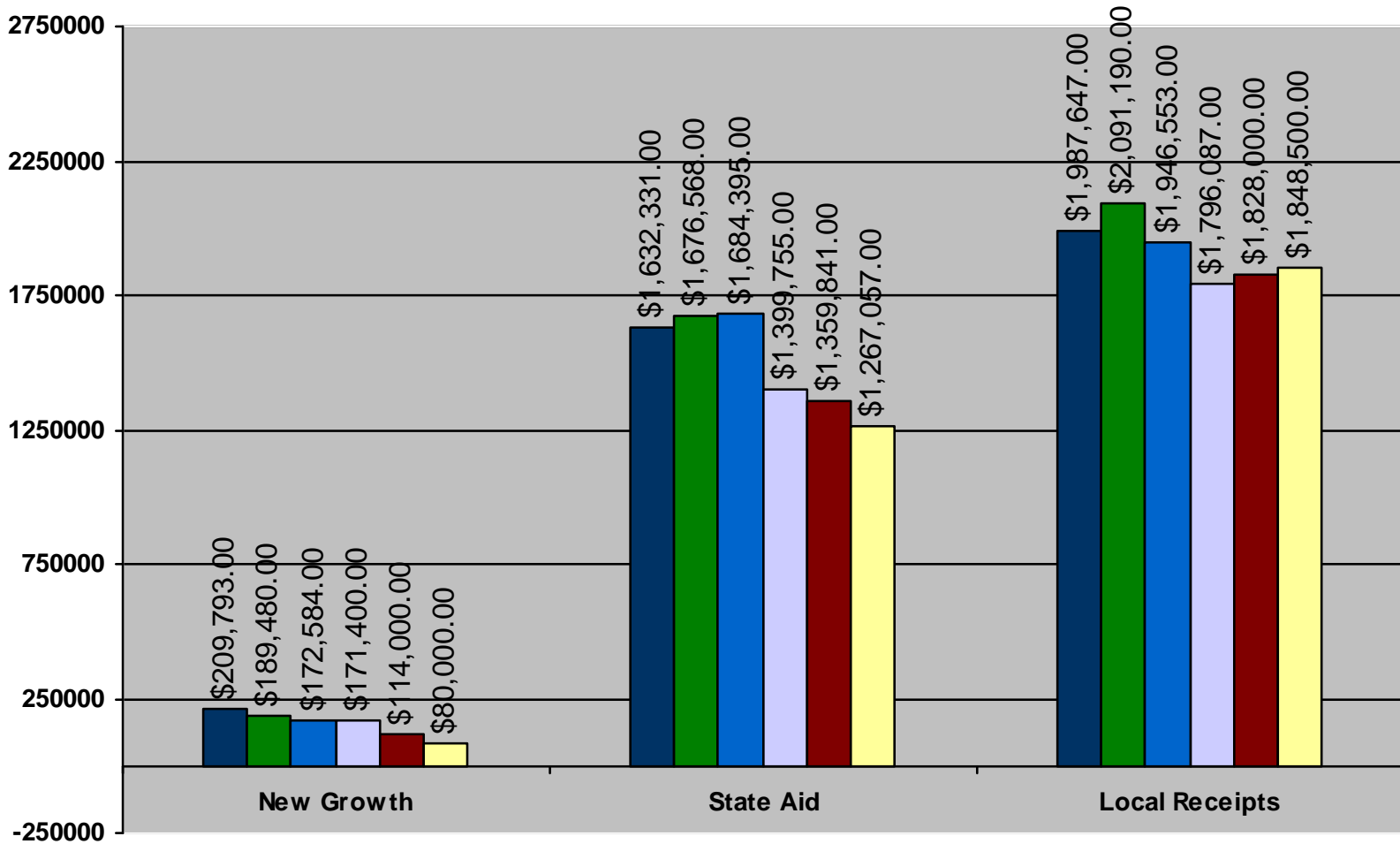
3.8% decrease in general government budgets

4.5% increase in school budgets



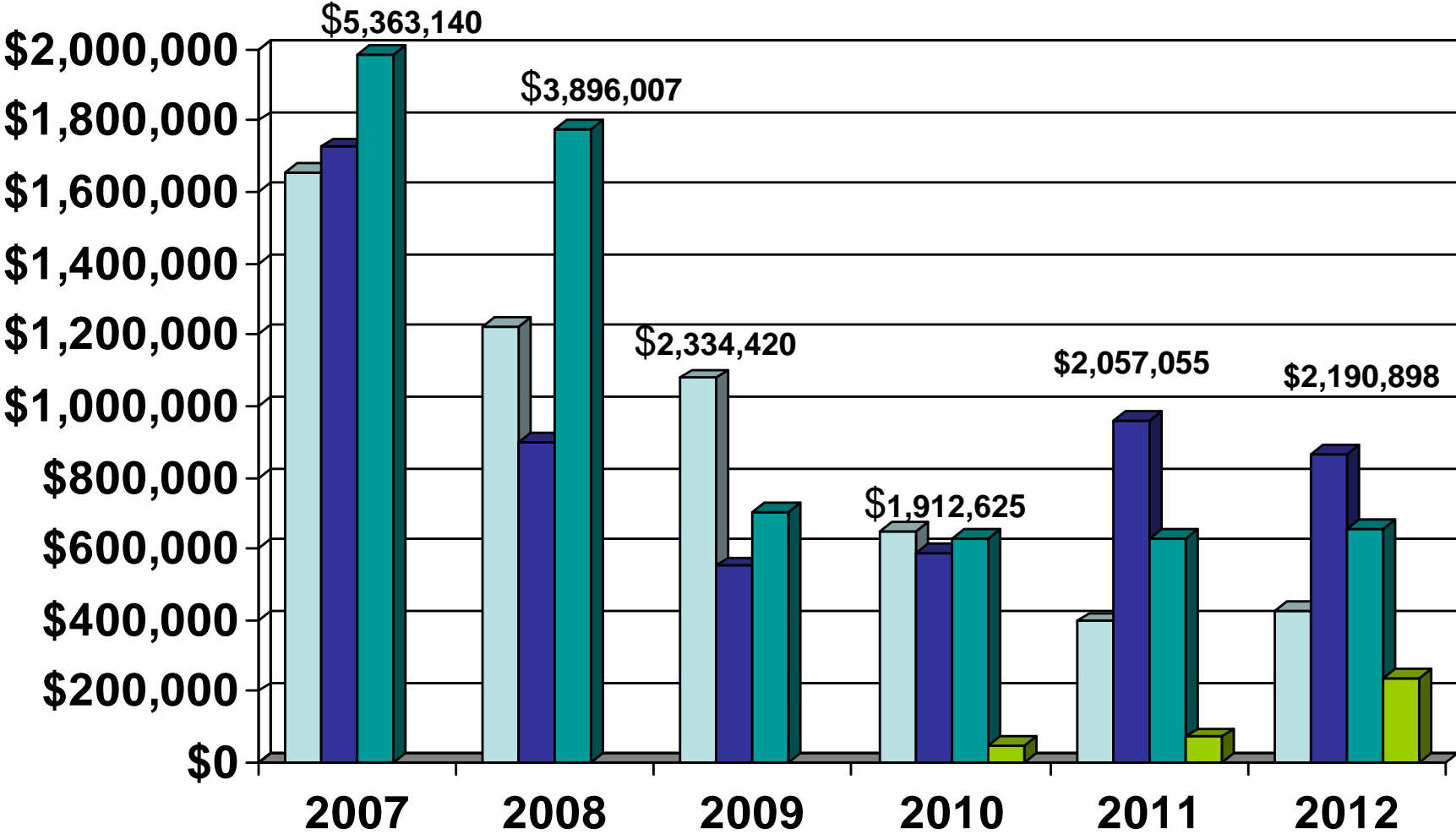
Revenue History

FY 2007 – FY 2012



■ 2007 ■ 2008 ■ 2009 ■ 2010 ■ 2011 ■ 2012

Reserve Balances



Retirement
 Free Cash
 Stabilization
 Overlay Surplus

FY '12 Summary General Fund

REVENUES

Tax Levy (actual \$)

R.E. Tax Levy Limit	14,715,340
2 1/2 Increase	367,884
New Growth	80,000
Debt Exclusion - School	468,795
Debt Exclusion - Town	<u>0</u>
Sub-Total	\$15,632,019

Revenues

State Revenues	1,267,057
Local Revenues	1,848,500
Available Funds (Free Cash)	200,000
Available Funds (Ret. Fund)	330,000
Available Funds (Ch. 90)	418,243
Available Funds (O/L Surplus)	<u>67,500</u>
Sub-Total	\$4,131,300

Gross Revenues **\$19,763,319**

Assessments

Library	(10,997)
State	(27,548)
Town - 2012 Est. Overlay	<u>225,000</u>
Total Assessments	(\$263,545)

Gross Revenues	19,763,319
Assessments	<u>263,545</u>

Net Revenues **\$19,499,774**

EXPENDITURES

	<u>Est.</u>
Town Budget	7,452,487
Capital Planning (EST)	128,000
NMRSD Budget	10,433,715
Nashoba Valley Tech	991,163
Chapter 90	418,243
FY 12 Reserve - Snow/Ice	<u>72,000</u>
Expenditures	\$19,495,608

Net Expenditures **\$19,495,608**

Budget Summary

Revenues	19,499,774
Operational Expenditures	<u>(19,495,608)</u>
Surplus / (Deficit)	\$4,166

Reserves After Funding

Stabilization Fund	\$658,175
Retirement Fund	\$98,085
Remaining Free Cash	\$658,077

Looking to FY 2013

General Fund Operating Budget

- Town government has done a very good job of containing costs (1.05% increase over 4 years in general fund budgets)
- Local revenues are increasing slightly
- Debt expense will decrease in FY 2013.

- **CONCERNS:**
- Fixed costs and fuel continue to increase
- State aid remains \$ 400,000 less than four years ago and has decreased each year for this period.
- Minimum contribution to NMRSS has increased to a level that consumes most of our Prop. 2 ½ tax levy increase.
- Retirement trust fund is significantly depleted (a source we have used for 3 years to balance budgets)
- Infrastructure needs continue to become more acute
- Department budgets have already been reduced to minimum staffing and resources.

- Funding FY 2013 will again be a major challenge

How your tax payment is distributed among services.

- **The average assessed valued house in Pepperell pays a property tax of \$3900.**

- **Annual Costs for this household:**

▪ <u>General Government</u>	\$ 215.94
▪ <u>Public Safety</u>	\$ 515.46
▪ <u>Public Works/Facilities</u>	\$ 196.87
▪ <u>Human Services</u>	\$ 56.36
▪ <u>Culture & Recreation</u>	\$ 105.78
▪ <u>Debt Service</u>	\$ 78.71
▪ <u>Debt Exclusion</u>	\$ 94.50
▪ <u>Employee Benefits</u>	\$ 333.23
▪ <u>North Middlesex School District</u>	\$ 2103.34
▪ <u>Nashoba Valley Technical School</u>	\$ 199.81