



TOWN OF PEPPERELL	
DPW - STORMWATER DIVISION	
FY2023 Stormwater Fee	
Class	Rate
Residential (per unit*)	per unit per year
Single Family Homes	\$ 60
Condominiums	\$ 30
Multi-Family Units 2-6 units per struc	\$ 30
Apartments 6+ units	\$ 30
Manufactured Home Units in Commu	\$ 30
Non-Residential	Rate per year
1-2 ERUs	\$ 60
3-5 ERUs	\$ 120
6-10 ERUs	\$ 240
11-20 ERUs	\$ 480
21+ ERUs	\$ 960




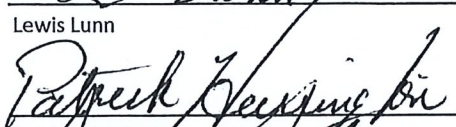

Effective Date 8/1/22 (with exception of undeveloped parcels, which is July 1, 2022)

*unit - as derived from Town Assessor's database.

Mixed Use will be determined based upon the most applicable rate structure as determined by the DPW.

Undeveloped Parcels will not receive charges.

ERU - Equivalent Residential Unit

	28-Jul-2022
Thomas Nephew, Chairman	Date
	
George Clark	Date
	7-28-22
Lewis Lunn	Date
	7-28-22
Patrick Harrington	Date
	7-28-22
Joe Mercado	Date